

PAESTUM VASO PA001.BI PA002.BI

GLOBO



Cod. **PA001.BI**

Vaso a terra scarico a pavimento. Installazione distanziata da parete.

Scarico 4,5 / 3 Lt. Completo di fissaggi. Peso 20 kg.

Floor mounted pan with floor drain. Wall spaced installtion. Drain 4,5 / 3 Lt.

Fixing kit included. Weight 20 kg.

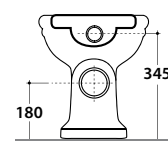
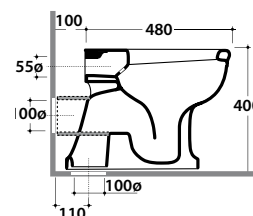
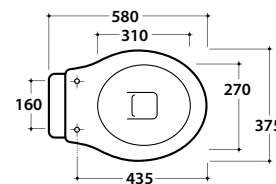
Cod. **PA002.BI**

Vaso a terra scarico a parete. Installazione distanziata da parete.

Scarico 4,5 / 3 Lt. Completo di fissaggi. Peso 20 kg.

Floor mounted pan with wall drain. Wall spaced installtion. Drain 4,5 / 3 Lt.

Fixing kit included. Weight 20 kg.



Cod. **VA076**

Raccordo per lo scarico a parete cm. 25. Peso 0,3 kg.

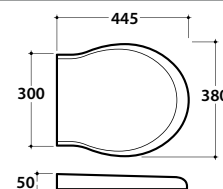
Pipe 25cm for wall drain. Weight 0,3 kg.



Cod. **PA019**

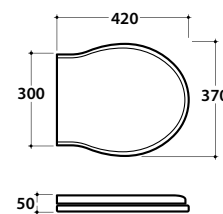
Coprivaso in termoindurente bianco con cerniere cromo. Peso 3 kg.

White thermo-setting seat-cover with chromium-plated hinges. Weight 3 kg.



Cod. **PA021** bianco cerniere cromo / *white with chromium-plated hinges*

Cod. **PA109** bianco cerniere bronzo / *white with bronze hinges*



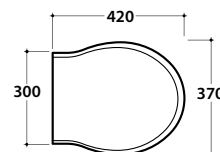
Coprivaso in poliester. Peso 3 kg.

Polyester seat-cover. Weight 3 kg.



Cod. **PA133** legno moro cerniere cromo / *dark wood with chromium-plated hinges*

Cod. **PA134** legno moro cerniere bronzo / *dark wood with bronze hinges*



Coprivaso in legno. Peso 3 kg.

Wood seat-cover. Weight 3 kg.



Cod. **PA018** noce cerniere cromo / *nut finish with chromium-plated hinges*

Cod. **PA112** noce cerniere bronzo / *nut finish with bronze hinges*



Coprivaso in noce. Peso 3 kg.

Nut wood seat-cover. Weight 3 kg.



Cod. **PA114.BI**

Cassetta a zaino. Peso 1,7 kg.
Bag-tank cistern. Weight 1,7 kg.

Cod. **BA007**

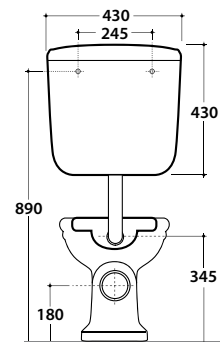
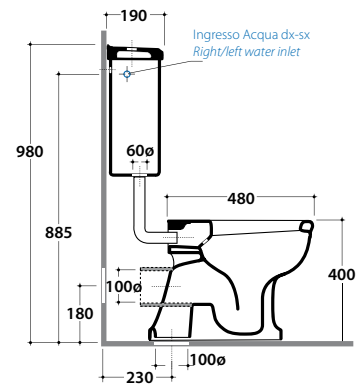
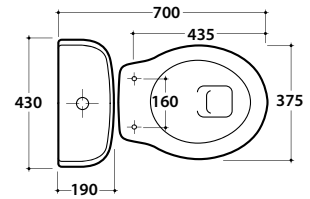
Batteria di scarico doppio flusso cromo, con curva di raccordo in ottone, attacco alto.

Dual flush chrome discharge mechanism with brass hose, high entrance.

Cod. **BA009**

Batteria di scarico doppio flusso bronzo, con curva di raccordo in ottone, attacco alto.

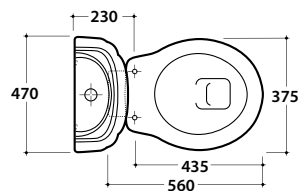
Dual flush bronze discharge mechanism with brass hose, high entrance.





Cod. **PA010**

Cassetta con coperchio ad installazione alta. Peso 11 kg.
High-level cistern with lid. Weight 11 kg.



Cod. **BA005** cromo / chromium-plated

Cod. **BA011** bronzo / bronze

Tubo di scarico esterno. Peso 1,5 kg.
External drain pipe. Weight 1,5 kg.

Cod. **BA003** catenella cromo / chromium chain

Cod. **BA014** catenella bronzo / bronze chain

Batteria di scarico con catenella. Peso 2,5 kg.
Discharge mechanism with chain. Weight 2,5 kg.



Cod. **PA117**

Ricambio pomello in ceramica per catenella.
Grip in ceramic for chain spare part.

Cod. **PA119**

Ricambio catenella.
Spare part for chain.

