

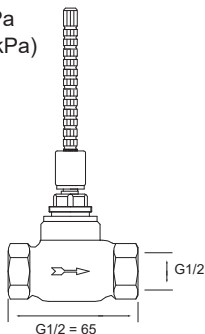
## 0225 0100

EN 200

100 - 1000 kPa

0.50 l/s (300 kPa)

max. +90°C




## 0220 0100

EN 200

100 - 1000 kPa

0.50 l/s (300 kPa)

max. +90°C



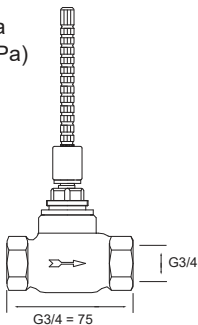
## 0226 0100

EN 200

100 - 1000 kPa

0.80 l/s (300 kPa)

max. +90°C



## 0221 0100

EN 200

100 - 1000 kPa

0.80 l/s (300 kPa)

max. +90°C

