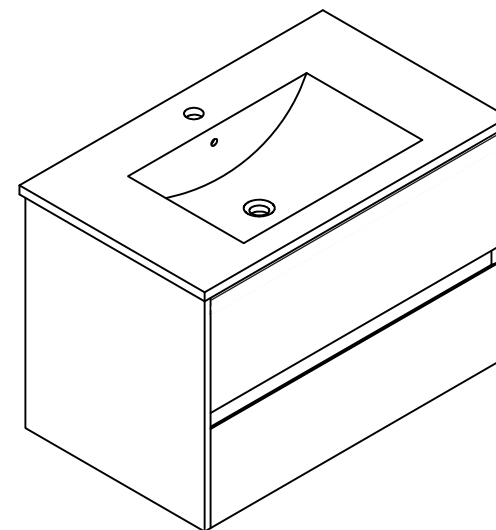


**MOTIVATE
YOUR LIFE !**

HT60100/HT60101/HT60102





THANKS FOR WATCHING

Your feedback is invaluable to us and we would love to hear about your experience. Please take the time to leave us a review.

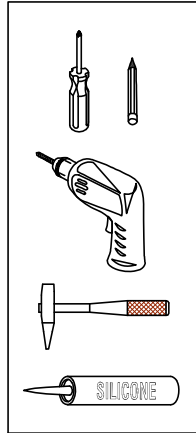
Thank you for shopping with us!

We encourage you to take a few minutes to go through this booklet. It contains important information on installation and care tips to keep your furniture looking as good as new.

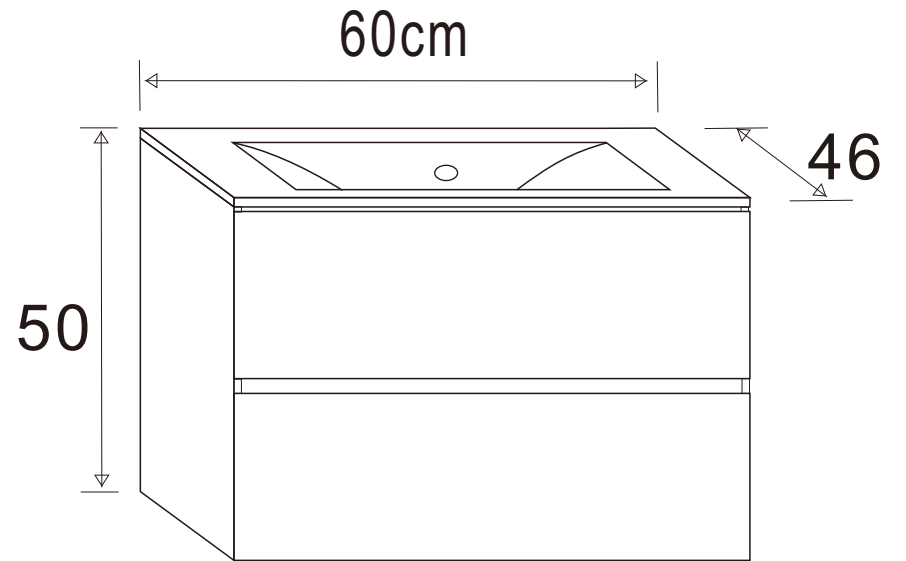
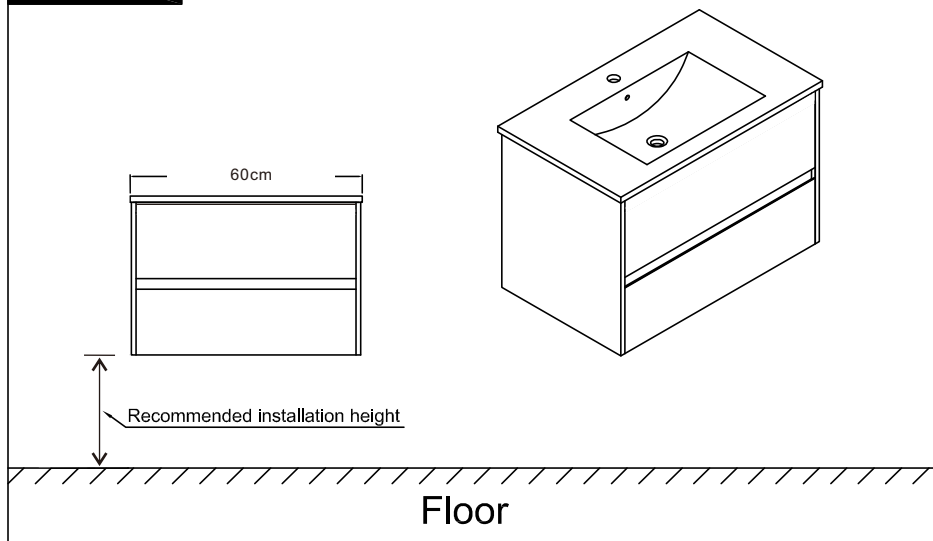
Hardware

NO.	Draw	QTY
A		2
B		2

Tools




































Dimensions



CARE CLEANING AND MAINTENANCE

1. Dust regularly with a soft , dry cloth .
2. Avoid the use of all chemicals household cleaners, abrasives, or cleaners that contain lemon, vinegar, or other acids that may damage the finish.
3. Excessive exposure to sunlight and extreme changes in temperature and moisture can damage wood furniture .
4. The sink top is resilient, but care needs to be taken to preserve its appearance.
5. Do not place hot appliances, such as curling irons and hot hair dryers directly on the countertop. Wipe spills immediately.

Parts List

a		Left 2x	1		Left 1x
b		Right 2x	2		Right 1x
c	M7*40mm 	6x	3		1x
d	 14 	54x	4		1x
e		54x	5		1x
g	25mm 	8x	6		1x
j	14mm 	24x	7		1x
k		2x	8		2x
m	18mm 	4x	9		Bottom 2x
			10		Bottom 1x
			11		Left 1x
18		1x	12		Right 1x
19		1x	13		Left 1x
20		Bottom 1x	14		Right 1x
21		1x	15		Left 1x
22		Left 1x	16		Right 1x
23		Right 1x	17		1x

